


# Line Filter

## P/N 30205
## For use with VI-HAM

4.6 x 2.4 x 1 in
(116,8 x 61,0 x 25,4 mm)

## Harmonic Attenuator Module

### Features

- Compatible with VI-HAM-xL and VI-HAM-xM
- RoHS compliant

### Product Highlights

The VI-HAM Harmonic Attenuator Module requires an external filter to meet international standards for EMI/RFI emissions, and incorporates transient surge protection, as outlined in the specifications below.

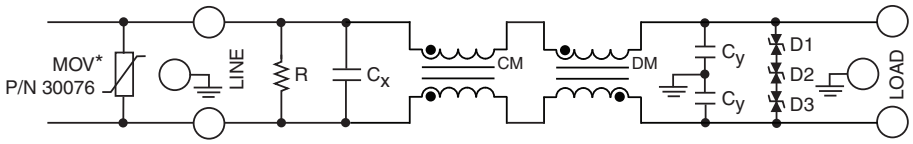


HAM Filter P/N 30205

$C_X$ = 1.5 uF(x2)SH $C_Y$ = 0.01 uF, Y2 type LC = 6.9 mH LD = 0.72 mH

R = 235 KΩ D1,2 = 1.5KE130CA D3 = 1.5KE150CA

*MOV required external to filter to meet normal mode transient surge requirements

### Electrical Specifications

| Parameter | Min | Typ | Max | Unit | Notes |
|---|---|---|---|---|---|
| Operating voltage | 85 | | 264 | Vac | |
| Operating frequency | 47 | | 63 | Hz | |
| Operating current (see Figure 1) | | | 6.3 | A | |
| Leakage current at 264 Vac, 63 Hz (Either line to earth) | | | 1.2 | mA | |
| Transient surge | | | 1 | kV | 1.2/50µs pulse as per EN61000-4-5 with external MOV P/N 30076 |
| Withstand | 2 | | | joules | 0 to 360° phase angle; exceeds IEC 801-5, Level B |
| Dielectric withstand (line – case) | | | 1500 | Vac | |
| Residual voltage after 1 sec. | | | 34 | V | |

### General Specifications

| Parameter | Min | Typ | Max | Unit | Notes |
|---|---|---|---|---|---|
| Weight | | 16 (457) | | oz (g) | |
| Size | | 2.4 x 4.6 x 1.0<br>6,1 x 11,7 x 2,54 | | in<br>cm | |
| Operating temperature (see Figure 1) | -20 | | 40 | °C | |
| Agency approvals | | UL, CSA, TÜV | | | |

*Note: The 30205 line filter is not hermetically sealed and therefore should not be subjected to post solder aqueous rinse.*

## Mechanical Outline and Recommended Layout Dimensions *(All measurements are in inches)*

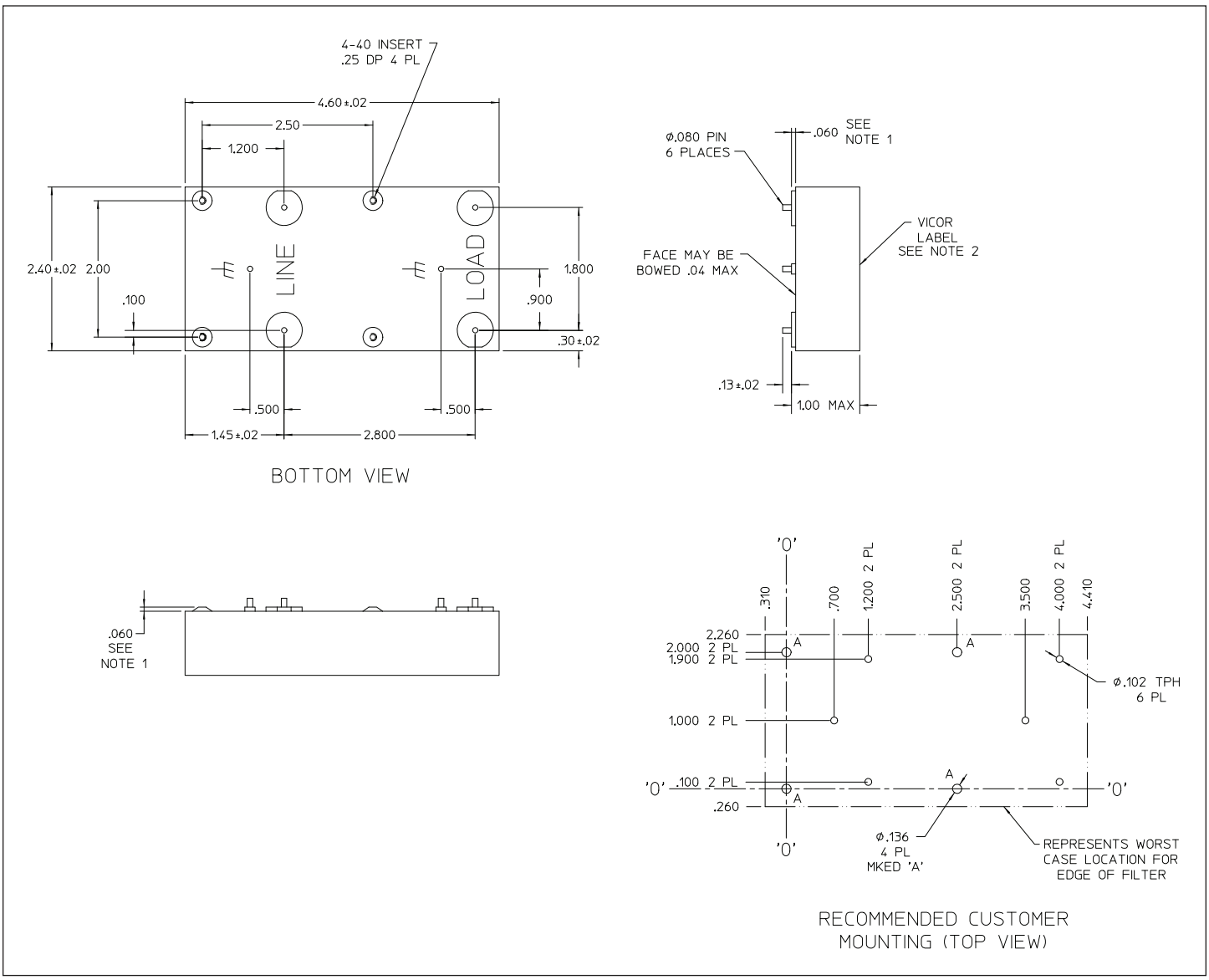


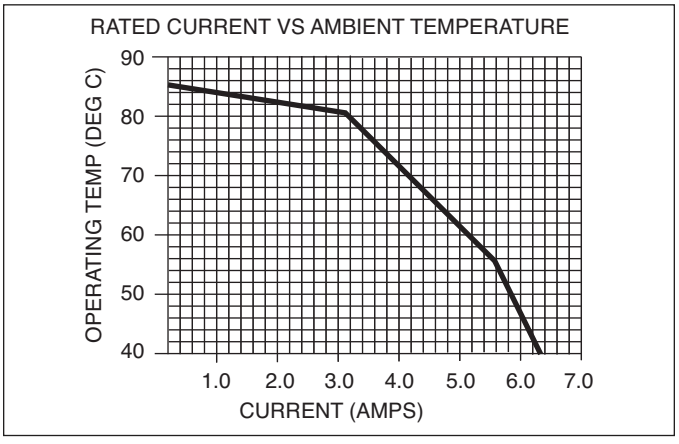


**Figure 1** — *Current rating vs. temperature*

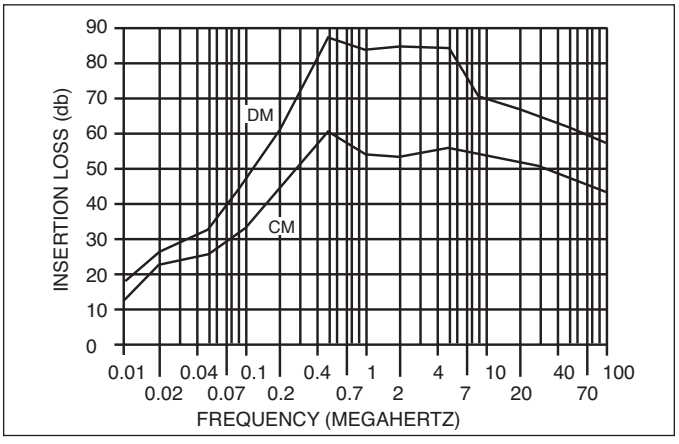


**Figure 2** — *Insertion loss vs. frequency*