Small Signal Schottky Diode



FEATURES

- For general purpose applications
- These diodes feature very low turn-on voltage and fast guard ring against excessive voltage, such as electrostatic discharges
- These diodes are also available in the SOD-123 case with the type designations BAT42W-V to BAT43W-V and in MiniMELF SOD-80 case with the type designations LL42 to LL43
- Material categorization: for definitions of compliance please see www.vishay.com/doc?99912

RoHS COMPLIANT
HALOGEN FREE

LINKS TO ADDITIONAL RESOURCES

3D Models | Marking | Parametric Search | Order Samples

MECHANICAL DATA

Case: DO-35 (DO-204AH)

Weight: approx. 125 mg

Cathode band color: black

Packaging codes/options:

TR/10K per 13" reel (52 mm tape), 50K/box

TAP/10K per ammo tape (52 mm tape), 50K/box

PARTS TABLE

PART	ORDERING CODE	CIRCUIT CONFIGURATION	TYPE MARKING	REMARKS
BAT42	BAT42-TR or BAT42-TAP	Single	BAT42	Tape and reel/ammopack
BAT43	BAT43-TR or BAT43-TAP	Single	BAT43	Tape and reel/ammopack

ABSOLUTE MAXIMUM RATINGS (T_{amb} = 25 °C, unless otherwise specified)

PARAMETER	TEST CONDITION	SYMBOL	VALUE	UNIT
Repetitive peak reverse voltage		V_{RRM}	30	V
Forward continuous current (1)		I_F	200	mA
Repetitive peak forward current (1)	t_p < 1 s, δ < 0.5	I_{FRM}	500	mA
Surge forward current (1)	t_p < 10 ms	I_{FSM}	4	A
Power dissipation (1)	T_{amb} = 65 °C	P_{tot}	200	mW

Note

(1) Valid provided that leads at a distance of 4 mm from case are kept at ambient temperature

THERMAL CHARACTERISTICS (T_{amb} = 25 °C, unless otherwise specified)

PARAMETER	TEST CONDITION	SYMBOL	VALUE	UNIT
Thermal resistance junction to ambient air (1)		R_{thJA}	300	K/W
Junction temperature		T_j	125	°C
Ambient operating temperature range		T_{amb}	-65 to +125	°C
Storage temperature range		T_{stg}	-65 to +150	°C

Note

(1) Valid provided that leads at a distance of 4 mm from case are kept at ambient temperature

For technical questions within your region: DiodesAmericas@vishay.com, DiodesAsia@vishay.com, DiodesEurope@vishay.com

THIS DOCUMENT IS SUBJECT TO CHANGE WITHOUT NOTICE. THE PRODUCTS DESCRIBED HEREIN AND THIS DOCUMENT ARE SUBJECT TO SPECIFIC DISCLAIMERS, SET FORTH AT www.vishay.com/doc?91000

ELECTRICAL CHARACTERISTICS (T_{amb} = 25 °C, unless otherwise specified)							
PARAMETER	TEST CONDITION	PART	SYMBOL	MIN.	TYP.	MAX.	UNIT
Reverse breakdown voltage	I_R = 100 µA (pulsed)		$V_{(BR)}$	30			V
Leakage current (1)	V_R = 25 V		I_R			0.5	µA
	V_R = 25 V, T_j = 100 °C		I_R			100	µA
Forward voltage (1)	I_F = 200 mA		V_F			1000	mV
	I_F = 10 mA	BAT42	V_F			400	mV
	I_F = 50 mA	BAT42	V_F			650	mV
	I_F = 2 mA	BAT43	V_F	260		330	mV
	I_F = 15 mA	BAT43	V_F			450	mV
Diode capacitance	V_R = 1 V, f = 1 MHz		C_D		7		pF
Reserve recovery time	I_F = 10 mA, I_R = 10 mA, i_R = 1 mA, R_L = 100 Ω		t_{rr}			5	ns
Rectification efficieny	R_L = 15 kΩ, C_L = 300 pF, f = 45 MHz, V_{RF} = 2 V		η_v	80			%

Note

(1) Pulse test; t_p < 300 µs, t_p/T < 0.02

TYPICAL CHARACTERISTICS (T_{amb} = 25 °C, unless otherwise specified)

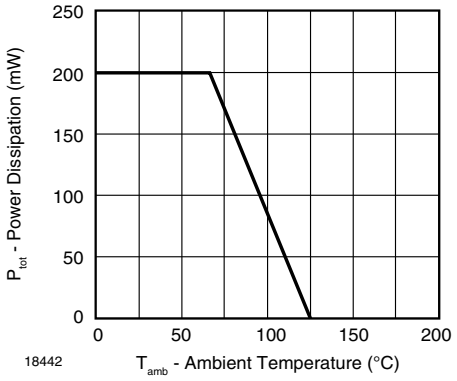

Fig. 1 - Admissible Power Dissipation vs. Ambient Temperature

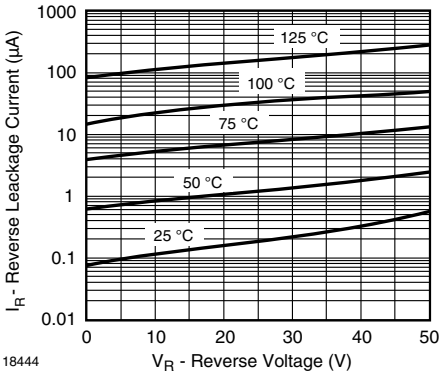

Fig. 3 - Typical Reverse Characteristics

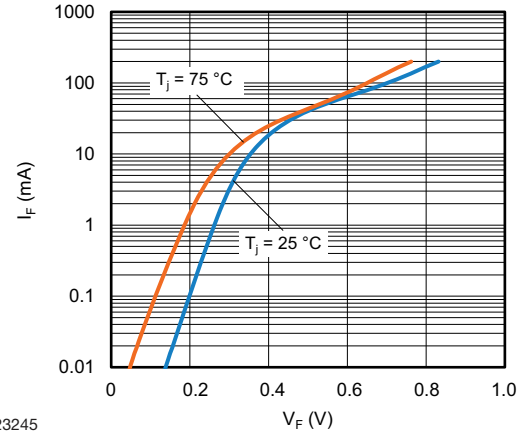

Fig. 2 - Typical Reverse Characteristics

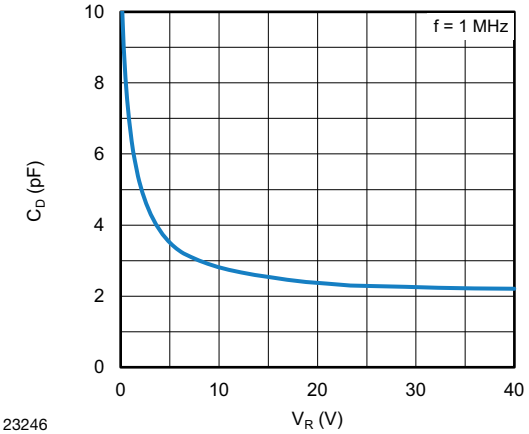

Fig. 4 - Typical Capacitance vs. Reverse Voltage

For technical questions within your region: DiodesAmericas@vishay.com, DiodesAsia@vishay.com, DiodesEurope@vishay.com

THIS DOCUMENT IS SUBJECT TO CHANGE WITHOUT NOTICE. THE PRODUCTS DESCRIBED HEREIN AND THIS DOCUMENT ARE SUBJECT TO SPECIFIC DISCLAIMERS, SET FORTH AT www.vishay.com/doc?91000

PACKAGE DIMENSIONS in millimeters (inches): **DO-35 (DO-204AH)**

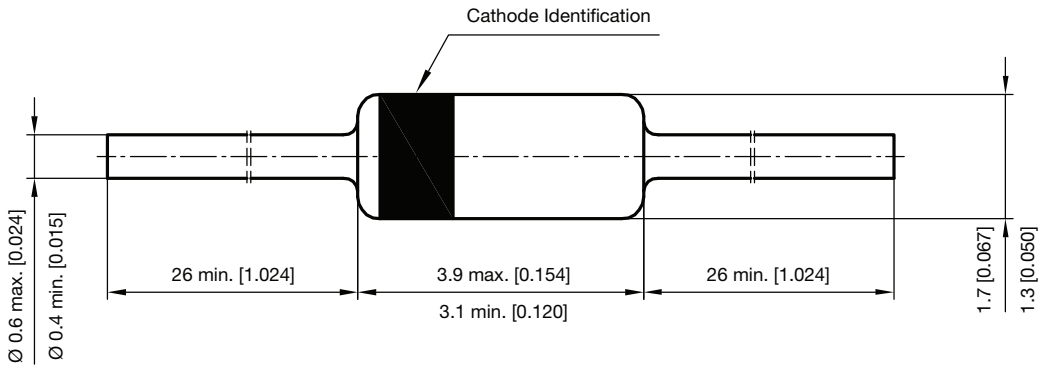

Rev. 6 - Date: 19. December 2011
Document no.: SB-V-3906.04-031(4)
94 9366

For technical questions within your region: DiodesAmericas@vishay.com, DiodesAsia@vishay.com, DiodesEurope@vishay.com
THIS DOCUMENT IS SUBJECT TO CHANGE WITHOUT NOTICE. THE PRODUCTS DESCRIBED HEREIN AND THIS DOCUMENT ARE SUBJECT TO SPECIFIC DISCLAIMERS, SET FORTH AT www.vishay.com/doc?91000

Disclaimer

ALL PRODUCT, PRODUCT SPECIFICATIONS AND DATA ARE SUBJECT TO CHANGE WITHOUT NOTICE TO IMPROVE RELIABILITY, FUNCTION OR DESIGN OR OTHERWISE.

Vishay Intertechnology, Inc., its affiliates, agents, and employees, and all persons acting on its or their behalf (collectively, “Vishay”), disclaim any and all liability for any errors, inaccuracies or incompleteness contained in any datasheet or in any other disclosure relating to any product.

Vishay makes no warranty, representation or guarantee regarding the suitability of the products for any particular purpose or the continuing production of any product. To the maximum extent permitted by applicable law, Vishay disclaims (i) any and all liability arising out of the application or use of any product, (ii) any and all liability, including without limitation special, consequential or incidental damages, and (iii) any and all implied warranties, including warranties of fitness for particular purpose, non-infringement and merchantability.

Statements regarding the suitability of products for certain types of applications are based on Vishay's knowledge of typical requirements that are often placed on Vishay products in generic applications. Such statements are not binding statements about the suitability of products for a particular application. It is the customer's responsibility to validate that a particular product with the properties described in the product specification is suitable for use in a particular application. Parameters provided in datasheets and / or specifications may vary in different applications and performance may vary over time. All operating parameters, including typical parameters, must be validated for each customer application by the customer's technical experts. Product specifications do not expand or otherwise modify Vishay's terms and conditions of purchase, including but not limited to the warranty expressed therein.

Hyperlinks included in this datasheet may direct users to third-party websites. These links are provided as a convenience and for informational purposes only. Inclusion of these hyperlinks does not constitute an endorsement or an approval by Vishay of any of the products, services or opinions of the corporation, organization or individual associated with the third-party website. Vishay disclaims any and all liability and bears no responsibility for the accuracy, legality or content of the third-party website or for that of subsequent links.

Vishay products are not designed for use in life-saving or life-sustaining applications or any application in which the failure of the Vishay product could result in personal injury or death unless specifically qualified in writing by Vishay. Customers using or selling Vishay products not expressly indicated for use in such applications do so at their own risk. Please contact authorized Vishay personnel to obtain written terms and conditions regarding products designed for such applications.

No license, express or implied, by estoppel or otherwise, to any intellectual property rights is granted by this document or by any conduct of Vishay. Product names and markings noted herein may be trademarks of their respective owners.

© 2024 VISHAY INTERTECHNOLOGY, INC. ALL RIGHTS RESERVED

THIS DOCUMENT IS SUBJECT TO CHANGE WITHOUT NOTICE. THE PRODUCTS DESCRIBED HEREIN AND THIS DOCUMENT ARE SUBJECT TO SPECIFIC DISCLAIMERS, SET FORTH AT www.vishay.com/doc?91000