RCIKIT 24VDC 2CO LD/FG

Weidmüller Interface GmbH & Co. KG
Klingenbergstraße 26
D-32758 Detmold
Germany

www.weidmueller.com

Product image



Relay modules with forcibly guided contacts
Relays with forcibly guided contacts have a 99 % diagnostics coverage and an excellent reputation for use in safety systems. The contacts interlock mechanically with each other in order to ensure a synchronous switching status of both contacts. This guarantees that the alert contact will maintain the same switching status in the event of an error (for example, if the working contact welds from an overload). The controller (or safety controller) detects the alert contact and then compares the set values and actual values. If a difference occurs, measures can then be taken to protect equipment and human life.

- 2 CO contacts with 6 A, forcibly guided according to EN 61810-3 type B
- Proven component in safety technology
- Diagnosis coverage of 99 %

General ordering data

Version	RIDERSERIES FG, Relay module with positively driven contacts, Number of contacts: 2, CO contacts forcibly guided (EN 61810-3 type B) AgCuNi, Rated control voltage: 24 V DC ±10 %, Continuous current: 6 A, Screw connection, Test button available: No
Order No.	1218410000
Type	RCIKIT 24VDC 2CO LD/FG
GTIN (EAN)	4050118002416
Qty.	10 pc(s).
Relevant relay	1218380000
Relevant base	8690830000
Relevant rim module	8713720000

RCIKIT 24VDC 2CO LD/FG

Weidmüller Interface GmbH & Co. KG
Klingenbergstraße 26
D-32758 Detmold
Germany

www.weidmueller.com

Technical data

Dimensions and weights

Depth	61.6 mm	Depth (inches)	2.425 inch
Height	77.6 mm	Height (inches)	3.055 inch
Width	15.6 mm	Width (inches)	0.614 inch
Net weight	71.1 g		

Temperatures

Storage temperature	-40 °C...85 °C	Operating temperature	-40 °C...70 °C
Humidity	40 °C / 95 % rel. humidity, no condensation		

Environmental Product Compliance

REACH SVHC	Lead 7439-92-1

Control side

Rated control voltage	24 V DC ±10 %	Rated current DC	31.6 mA
Power rating	759 mW	Pull-in/drop-out voltage, typ.	18 V / 2.4 V DC
Coil resistance	720 Ω ± 10 %	Coil tolerance	10 %
Status indicator	Green LED	Protective circuit	Free-wheeling diode

Load side

Rated switching voltage	250 V AC	Continuous current	6 A
Max. switching frequency at rated load	0.1 Hz	Max. switching voltage, DC	250 V
Inrush current	15 A / 20 ms	AC switching capacity (resistive), max.	1500 VA
DC switching capacity (resistive), max.	144 W @ 24 V	Switch-on delay	≤ 12 ms
Switch-off delay	≤ 6 ms	Contact type	2 CO contacts forcibily guided (EN 61810-3 type B) (AgCuNi)
Mechanical service life	> 50 x 10^6 switching cycles	Min. switching power	1 mA @ 24 V, 10 mA @ 10 V, 100 mA @ 5 V

General data

Rail	TS 35	Test button available	No
Mechanical switch position indicator	No	Colour	black
UL 94 flammability rating	V-1		

Insulation coordination

Rated voltage	250	Pollution severity	2
Surge voltage category	III	Clearance and creepage distances for control side - load side	≥ 10 mm
Dielectric strength for control side - load side	2.5 kV_{eff} / 1 Min.	Dielectric strength of neighbouring contacts	2.5 kV_{eff} / 1 Min.
Dielectric strength of open contact	1.5 kV_{eff} / 1 min.	Impulse withstand voltage	6 kV (1.2/50 µs)
Protection degree	IP20		

Further details of approvals / standards

Standards	DIN EN 50205	Certificate no. (cURus) base	E223759

RCIKIT 24VDC 2CO LD/FG

Weidmüller Interface GmbH & Co. KG
Klingenbergstraße 26
D-32758 Detmold
Germany

www.weidmueller.com

Technical data

Connection data

Wire connection method	Screw connection	Stripping length, rated connection	8 mm
Clamping range, rated connection	2.5 mm²	Clamping range, min.	0.5 mm²
Clamping range, max.	2.5 mm²	Blade size	size PH1

Classifications

ETIM 6.0	EC001437	ETIM 7.0	EC001437
ETIM 8.0	EC001437	ECLASS 9.0	27-37-16-01
ECLASS 9.1	27-37-16-01	ECLASS 10.0	27-37-16-01
ECLASS 11.0	27-37-16-01	ECLASS 12.0	27-37-16-01

Approvals

Approvals	CE
ROHS	Conform

Downloads

Approval/Certificate/Document of Conformity	EU Konformitätserklärung / EU Declaration of Conformity
Engineering Data	CAD data – STEP
Engineering Data	EPLAN, SISTEMA, WSCAD, Zuken E3.S
Software	Library and function block – SISTEMA library 2.0
Catalogues	Catalogues in PDF-format
Brochures	

RCIKIT 24VDC 2CO LD/FG

Weidmüller Interface GmbH & Co. KG
Klingenbergstraße 26
D-32758 Detmold
Germany

www.weidmueller.com

Drawings

Wiring diagram

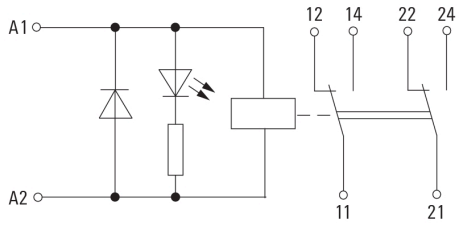

Connection diagram

Graph

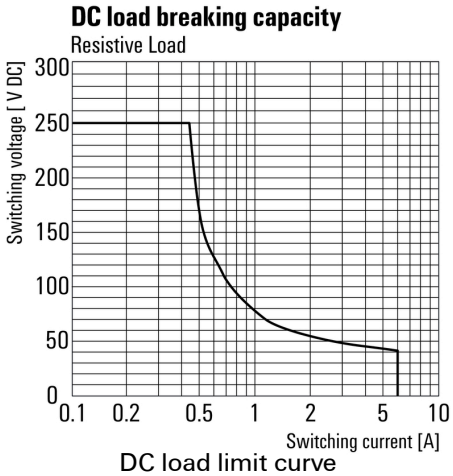

DC load limit curve

Graph

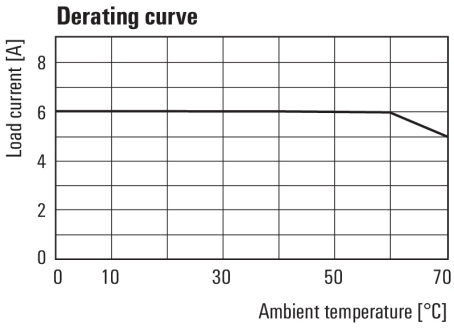

DC load limit curve

Graph

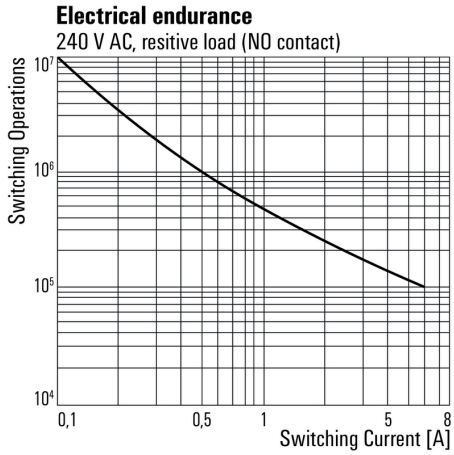

Dimensional drawing

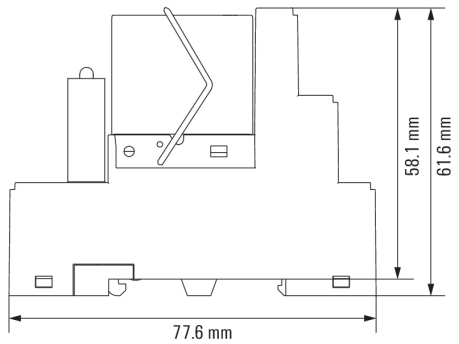

RCIKIT 24VDC 2CO LD/FG

Weidmüller Interface GmbH & Co. KG
Klingenbergstraße 26
D-32758 Detmold
Germany

www.weidmueller.com

Drawings

