RCMKIT 24VDC 2CO LED GN

Weidmüller Interface GmbH & Co. KG
Klingenbergstraße 26
D-32758 Detmold
Germany

www.weidmueller.com

Product image



Similar to illustration

General ordering data

Version	RIDERSERIES RCM, Relay module, Number of contacts: 2, CO contact with test button AgNi, Rated control voltage: 24 V DC, Continuous current: 12 A, Screw connection, Test button available: Yes
Order No.	7940007061
Type	RCMKIT 24VDC 2CO LED GN
GTIN (EAN)	4032248474790
Qty.	10 pc(s).
Relevant relay	8689860000
Relevant base	8690880000

Creation date September 18, 2022 3:42:16 AM CEST

RCMKIT 24VDC 2CO LED GN

Weidmüller Interface GmbH & Co. KG
Klingenbergstraße 26
D-32758 Detmold
Germany

www.weidmueller.com

Technical data

Dimensions and weights

Depth	79 mm	Depth (inches)	3.11 inch
Height	82 mm	Height (inches)	3.228 inch
Width	27 mm	Width (inches)	1.063 inch
Net weight	98.5 g		

Temperatures

Storage temperature	-40 °C...70 °C	Operating temperature	-40 °C...70 °C
Humidity	40 °C / 93 % rel. humidity, no condensation		

Environmental Product Compliance

REACH SVHC	Lead 7439-92-1

Control side

Rated control voltage	24 V DC	Rated current DC	31.3 mA
Power rating	750 mW	Pull-in/drop-out voltage, typ.	18 V / 2.4 V DC
Coil resistance	777 Ω ± 10 %	Coil tolerance	10 %
Status indicator	Green LED	Protective circuit	Free-wheeling diode

Load side

Rated switching voltage	240 V AC	Continuous current	12 A
Max. switching frequency at rated load	0.1 Hz	Inrush current	24 A / 20 ms
AC switching capacity (resistive), max.	3000 VA	DC switching capacity (resistive), max.	288 W @ 24 V
Switch-on delay	≤ 15 ms	Switch-off delay	≤ 10 ms
Contact type	2 CO contact with test button (AgNi)	Mechanical service life	AC coil 20 x 10^6 switching cycles, DC coil 30 x 10^6 switching cycles
Min. switching power	1 mA @ 24 V, 10 mA @ 12 V, 100 mA @ 5 V		

General data

Rail	TS 35	Test button available	Yes
Version of test button	lockable	Mechanical switch position indicator	Yes
Colour	black	UL 94 flammability rating	V-2

Insulation coordination

Rated voltage	250 V	Pollution severity	2
Surge voltage category	III	Insulating material group	IIIa
Creepage and clearance distance input – output	≥ 4 mm	Dielectric strength, Input/Output	2.5 kV_{eff} / 1 Min.
Dielectric strength of open contact	1.2 kV_{eff} / 1 min.	Impulse withstand voltage	5 kV (1.2/50 µs)
Protection degree	IP20		

Further details of approvals / standards

Certificate no. (CSA) relay	249409-2426937	Certificate no. (cURus) relay	E224238
Certificate no. (cURus) base	E223759		

RCMKIT 24VDC 2CO LED GN

Weidmüller Interface GmbH & Co. KG
Klingenbergstraße 26
D-32758 Detmold
Germany

www.weidmueller.com

Technical data

Connection data

Wire connection method	Screw connection	Clamping range, rated connection	2.5 mm²
Clamping range, min.	0.5 mm²	Clamping range, max.	2.5 mm²
Blade size	size PH1		

Classifications

ETIM 6.0	EC001437	ETIM 7.0	EC001437
ETIM 8.0	EC001437	ECLASS 9.0	27-37-16-01
ECLASS 9.1	27-37-16-01	ECLASS 10.0	27-37-16-01
ECLASS 11.0	27-37-16-01	ECLASS 12.0	27-37-16-01

Approvals

Approvals	
ROHS	Conform

Downloads

Approval/Certificate/Document of Conformity	EU Konformitätserklärung / EU Declaration of Conformity
Engineering Data	EPLAN, WSCAD
Catalogues	Catalogues in PDF-format

RCMKIT 24VDC 2CO LED GN

Weidmüller Interface GmbH & Co. KG
Klingenbergstraße 26
D-32758 Detmold
Germany

www.weidmueller.com

Drawings

Wiring diagram

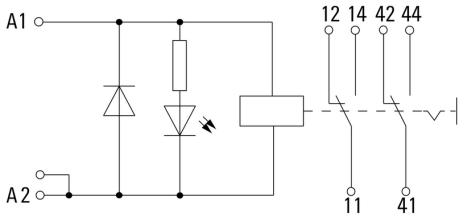

Graph

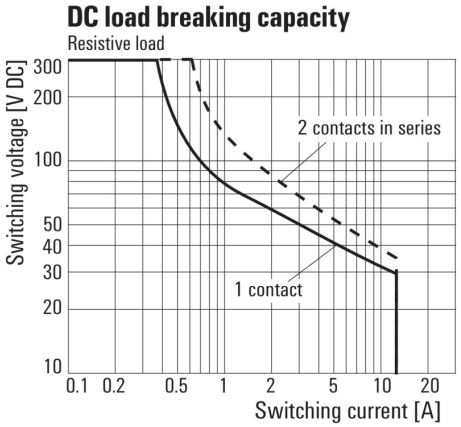

DC load limit curve
Resistive load

Graph

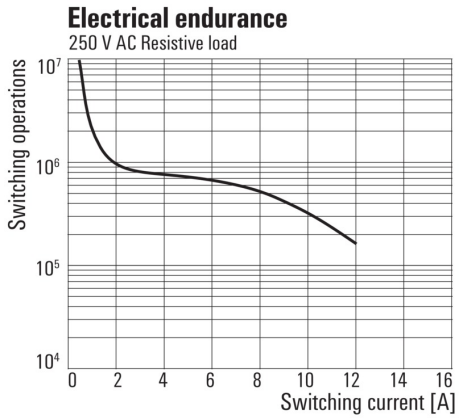

Electrical service life
250 V AC resistive load

RCMKIT 24VDC 2CO LED GN

Weidmüller Interface GmbH & Co. KG
Klingenbergstraße 26
D-32758 Detmold
Germany

www.weidmueller.com

Drawings

