SAIL-M12G-3-1.8U

Weidmüller Interface GmbH & Co. KG
Klingenbergstraße 26
D-32758 Detmold
Germany

www.weidmueller.com



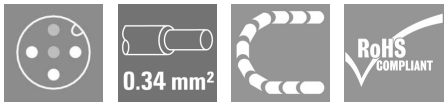

Sensor/actuator cables are used for wiring sensors and actuators and for transmitting data or power in various applications. The moulded cable offers connected and tested connection of the plug-in connector to the cable ex-works. The cables may be exposed to a wide range of conditions, such as humidity, dust, heat, cold, shock or vibration.
Our developers have focused specifically on this issue and designed a host of different M8 and M12 sensor-actuator cables so you are bound to find the solution you need for your application.
Is there something you have not managed to find or you feel needs explanation? Talk to us!

General ordering data

Version	Sensor/actuator line, One end without connector, M12, Number of poles : 3, 1.8 m, pin, straight, Shielded: No, LED: No, Sheath material: PUR, Halogen: No
Order No.	9457810180
Type	SAIL-M12G-3-1.8U
GTIN (EAN)	4050118624816
Qty.	1 pc(s).

Creation date August 19, 2024 5:54:22 AM CEST

SAIL-M12G-3-1.8U

Weidmüller Interface GmbH & Co. KG
Klingenbergstraße 26
D-32758 Detmold
Germany

www.weidmueller.com

Technical data

Dimensions and weights

Net weight	56 g

Technical specifications for cable

Acceleration	5 m/s²	Bending cycles	12 Mio
Bending cycles at torsion	> 5 Mio.	Bending radius, min., moving	10 x cable diameter
Bending radius, min., stationary	5 x cable diameter	Cable length	1.8 m
Colour coding	brown, blue, black	Configurable cable length	No
Core cross-section	0.34 mm²	Core in accordance with UL AWM style	10493 (80 °C / 300 V)
Halogen	No	Hydrolysis and microbe resistant	Yes
Insulation	PP	Irradiation crosslinked	No
LABS-free	Yes	Length of torsion	1 m
Number of poles	3	Outer cladding in accordance with UL AWM style	20549 (80 °C / 300 V)
Outside diameter	4.3 mm ± 0.2 mm	Resistance to oils	in accordance with IEC 60811:404
Resistance to spread of flame	In accordance with UL1581 UL / CUL FT2, in accordance with IEC 60332-2-2	Resistant to welding beads	No
Sheath material	PUR	Sheathing colour	black
Shielded	No	Speed	5 m/s
Suitable for cable carriers	Yes	Temperature range, moving	-25...80 °C
Temperature range, stationary	-40...80 °C	Torsion resistance	360 °/m
Welding spark resistance	No		

General technical data

Connection thread	M12	Contact surface	Gold-plated
Housing main material	PUR	Insulation strength	10^8 Ω
LED	No	Plugging cycles	≥ 100
Pollution severity	3	Protection degree	IP65, IP66, IP67, IP68, when screwed in, IP69
Rated current	4 A	Rated voltage	250 V
Temperature range of housing	-25...+85 °C	Threaded ring material	Diecast zinc
Version	pin, straight		

Electrical properties

Insulation strength	10^8 Ω	Rated voltage	250 V

Plug, left

Plug left	M12, A-coded, IP69, male contact, straight, Plastic, unshielded

Plug, right

Plug right	free conductor end

SAIL-M12G-3-1.8U

Weidmüller Interface GmbH & Co. KG
Klingenbergstraße 26
D-32758 Detmold
Germany

www.weidmueller.com

Technical data

Classifications

ETIM 6.0	EC001855	ETIM 7.0	EC001855
ETIM 8.0	EC001855	ETIM 9.0	EC001855
ECLASS 9.0	27-06-03-11	ECLASS 9.1	27-06-03-11
ECLASS 10.0	27-06-03-11	ECLASS 11.0	27-06-03-11
ECLASS 12.0	27-06-03-11	ECLASS 13.0	27-06-03-11
ECLASS 14.0	27-06-03-11		

Environmental Product Compliance

REACH SVHC	Lead 7439-92-1
SCIP	1c533b66-fcff-4da5-b89f-fd55fbf5cb55
RoHS Compliance Status	Compliant with exemption
RoHS Exemption (if applicable/known)	6c

Approvals

Approvals	
ROHS	Conform

Downloads

Engineering Data	CAD data – STEP
Product Change Notification	Technical change to 3 to 5-pole unshielded M12 cord sets
Catalogues	Catalogues in PDF-format

SAIL-M12G-3-1.8U

Weidmüller Interface GmbH & Co. KG
Klingenbergstraße 26
D-32758 Detmold
Germany

www.weidmueller.com

Drawings

Dimensioned drawing

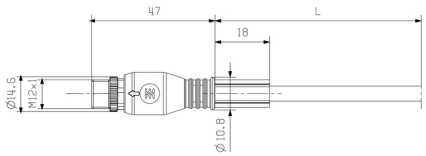

Pole scheme



Male

Wiring diagram

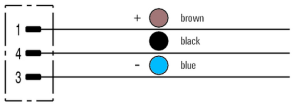

The ideal tool: Screwty® with torque function



Light, securely screwed-in round plug-in connectors. Screwty set DM / VPE: 1 / Order No.: 1920000000 Adapters: M12, M12 F, M8, M8 F