# WIREMOLD®
## Eclipse™ Series Raceways

# Small Nonmetallic Raceway Systems
## For Communications and Power Applications

Eclipse™ PN03, PN05, and PN10 Series Raceways are single compartment raceways designed for communication or power applications. They are ideal for use in classrooms, offices, and hotel applications, or anywhere a small, low profile raceway is needed.

Eclipse PN03, PN05, and PN10 Series Raceways are specifically designed for the workstation. They accept Ortronics® Series II and TracJack® modules, Pass & Seymour® Activate Series inserts, and Wiremold Open System communication modules.



**Eclipse PN05 Series Raceway shown in an office installation.**

## FEATURES & BENEFITS

- **Available in three sizes.** PN03, PN05, and PN10 provide flexibility for meeting various capacity requirements. Perfect for most small drops and horizontal runs to work stations.
- **Durable, flexible co-extruded hinge construction (on latching profiles).** Allows for repeated openings and closings while maintaining product integrity and aesthetics.
- **Snap-on latching cover.** Provides security with access to wiring for changes or additions.
- **Three standard colors.** Stock colors are ivory, white, and fog white (matches with Ortronics® White). Consult factory for custom colors. Paintable using latex paint.
- **1" (25mm) bend radius compliant fittings.** Full capacity, aesthetically pleasing fittings provide 1" (25mm) bend radius.
- **Adhesive backing for low-voltage (under 50V) applications.** Allows base to be pressed onto surface, speeds installation.
- **Lightweight and easy to handle.** Saves time and labor costs. Standard 8' (2.44m) lengths can be installed by one person.
- **Designed for use with Ortronics® TracJack and Series II modules.** A wide variety of media interface inserts to ensure a reliable, cost-effective activation for the most demanding communication system designs.
- **PSB3 Device Box accommodates wireless.** Designed for use with Ortronics® Wi-Jack™ Wireless Access Points.
- **Accommodates communication or power wiring.** Can be used for communications, computer lines, surveillance systems, fire alarms, outlets, and more.
- **Easy to align.** All base and fittings have unique alignment guides built in to help avoid unsightly gaps and uneven installations. All fitting covers have 1/4" (6.4mm) overlap to hide uneven cuts of raceway.
- **Ceiling fitting slips over suspended ceiling grid.** Saves time and labor by eliminating need to cut metal ceiling grid.
- **FT-4 Flame Spread Rating.** Eclipse™ Raceway meets the definition of “resistant to the spread of fire” in Article 760 of the NEC and is therefore suitable for use with Type NPLF non-power-limited fire alarm cable and Type FPL power-limited fire alarm cable.
- **Datacom connectivity options.** Accepts industry standard and proprietary devices from a wide range of manufacturers to provide a seamless and aesthetically pleasing communications interface at the point of use.
- **Ratings:** 600VAC, FT-4 Rated for Canada
- **UL and cUL Listed component raceways.** File E90378 Guide RJTX, Fittings: File E90377 Guide RJYT. Meets Article 386 of NEC and meets Section 12-1600 of CEC.





**Eclipse Raceways shown in typical installations.**

## Eclipse Series PN03, PN05, and PN10 System Layout

**A – PN03L08, PN03L10, PN05L08, PN05L10, PN10L08, PN10L10**
**B – PN03F06, PN05F06, PN10F06**
**C – PN03F11, PN05F11, PN10F11**
**D – PN03F15, PN05F15, PN10F15**
**E – PN03F17, PN05F17, PN10F17**
**F – PN03F18, PN05F18, PN10F18**
**G – PN03F19, PN05F19, PN10F19**
**H – PN05F86, PN10F86**
**I – PN10F21**
**J – PSB2**
**K – PSB1**
**L – PSB3**
**M – PDB1CM, PDB1S2, PDB2TJ, PDB2CM, PDB2S2, PDB4TJ, PBB2S2, PBB4TJ**
**N – PN153R**

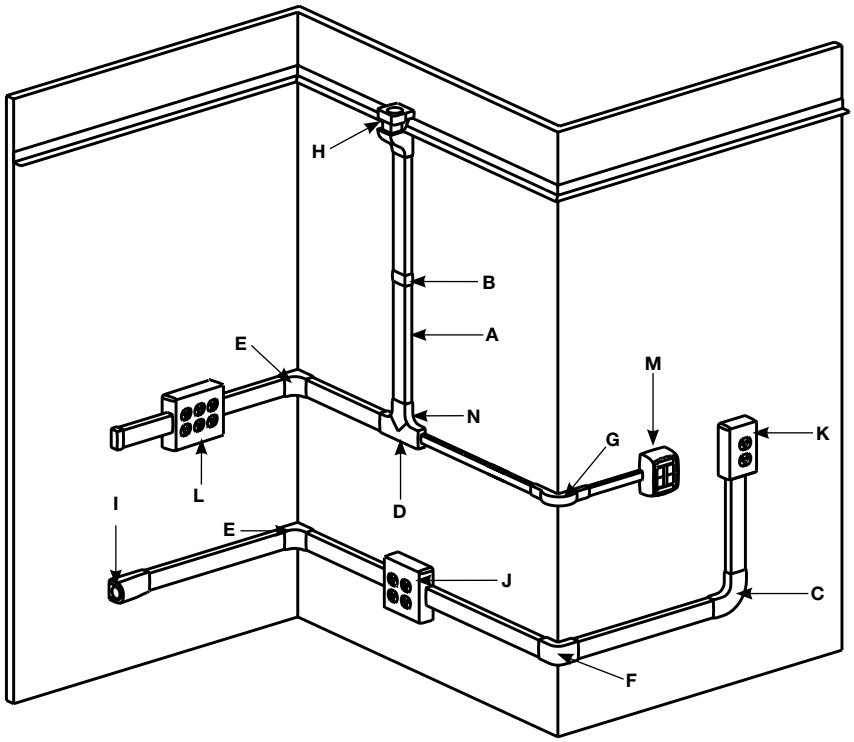


## Eclipse Series Raceway Wire Fill Capacities for Communications

| | CABLE/WIRE SIZE | O.D. Inches | O.D. (mm) | PN03L 20%* | PN03L 40%** | PN05L 20%* | PN05L 40%** | PN10L 20%* | PN10L 40%** |
|---|---|---|---|---|---|---|---|---|---|
| UNSHIELDED TWISTED PAIR | 4-pair, 24 AWG Cat 3 | 0.190 | (4.8) | 1 | 3 | 3 | 6 | 6 | 13 |
| | 4-pair, 24 AWG Cat. 5e | 0.210 | (5.3) | 1 | 2 | 2 | 5 | 5 | 11 |
| | 4-pair, 24 AWG Cat. 6 | 0.250 | (6.3) | 0 | 1 | 1 | 3 | 4 | 8 |
| | 4-pair, 24 AWG Cat. 6a | 0.351 | (9.0) | 0 | 0 | 0 | 1 | 2 | 4 |
| TELEPHONE | 2-pair, 24 AWG | 0.140 | (3.6) | 2 | 5 | 5 | 11 | 12 | 25 |
| | 3-pair, 24 AWG | 0.150 | (3.8) | 2 | 4 | 4 | 9 | 11 | 22 |
| | 4-pair, 24 AWG | 0.190 | (4.8) | 1 | 3 | 3 | 6 | 6 | 13 |
| | 25-pair, 24 AWG | 0.410 | (10.4) | 0 | 0 | 0 | 1 | 1 | 3 |
| COAXIAL | RG58/U | 0.195 | (5.0) | 1 | 2 | 2 | 5 | 6 | 13 |
| | RG59/U | 0.242 | (6.1) | 0 | 1 | 1 | 3 | 4 | 8 |
| | RG62/U | 0.242 | (6.1) | 0 | 1 | 1 | 3 | 4 | 8 |
| | RG6/U | 0.270 | (6.9) | 0 | 1 | 1 | 3 | 3 | 6 |
| TWINAXIAL | 100 Ohm | 0.330 | (8.4) | 0 | 1 | 1 | 2 | 2 | 4 |
| SHIELDED TWISTED PAIR | TYPE 1 | 0.390 | (9.9) | 0 | 0 | 0 | 1 | 1 | 3 |
| | TYPE 2 | 0.465 | (11.8) | 0 | 0 | 0 | 1 | 1 | 2 |
| | TYPE 3 | 0.245 | (6.2) | 0 | 1 | 1 | 3 | 4 | 8 |
| FIBER | Mini Zip Cord | 0.079 x 0.157 | (2 x 4) | 3 | 7 | 7 | 14 | 15 | 31 |
| | Zip Cord | 0.118 x 0.236 | (3 x 6) | 1 | 3 | 3 | 6 | 7 | 14 |
| | Round 4 Strand Fiber | 0.187 | (4.8) | 1 | 3 | 3 | 6 | 7 | 14 |
| | Round 6 Strand Fiber | 0.256 | (6.5) | 0 | 1 | 1 | 3 | 3 | 7 |

*** 20% cable fill is calculated to approximate reduction in cable capacity due to connectors mounted within raceway and fittings that may restrict cross sectional area.**
**** 40% cable fill is the maximum designed cable fill based on a proposed revision to TIA/EIA 569-A.**

## Eclipse Series Raceway Wire Fill Capacities for Power

| WIRE SIZE THHN/THWN | O.D. Inches | O.D. (mm) | NUMBER OF CONDUCTORS PN03 | PN05 | PN10 |
|---|---|---|---|---|---|
| 14 AWG | 0.111 | (2.8) | 8 | 16 | 22 |
| 12 AWG | 0.130 | (3.3) | 7 | 14 | 20 |
| 10 AWG | 0.164 | (4.2) | 0 | 0 | 19 |

## Eclipse Series PN03, PN05, and PN10 Raceway Profiles

| Catalog No./Item | Description/Specifications |
|---|---|
| **PN03L08*** <br> **PN03L10**** <br> **PN05L08*** <br> **PN05L10**** <br> **PN10L08*** <br> **PN10L10**** | **One-Piece Raceway** – Co-extruded hinged, one-piece raceway. |

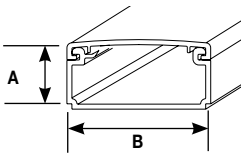


| Cat No. | A | B |
|---|---|---|
| PN03L08 | 1/2" (12.7mm) | 13/16" (20.6mm) |
| PN03L10 | 1/2" (12.7mm) | 13/16" (20.6mm) |
| PN05L08 | 5/8" (15.9mm) | 1 1/8" (29mm) |
| PN05L10 | 5/8" (15.9mm) | 1 1/8" (29mm) |
| PN10L08 | 13/16" (20.6mm) | 1 11/16" (43mm) |
| PN10L10 | 13/16" (20.6mm) | 1 11/16" (43mm) |

*** Add -"WH" suffix for White finish, -"FW" for Fog White finish, or -"V" for Ivory finish.**
**** 10' (3.05m) lengths available in Fog White finish only.**

Download this product's PEP ecopasport® environmental product declaration at www.legrand.us/resources-and-downloads. This declaration conforms with ISO 14025 and 14040 and is in alignment with EN 15804.

## Eclipse Series PN03, PN05, and PN10 Surface Nonmetallic Raceway Fittings

| Catalog No./Item | Description/Specifications |
|---|---|
| **PN03F06** <br> **PN05F06** <br> **PN10F06** | **Cover Clip** – Covers seam where two lengths of PN03, PN05, or PN10 Series Raceway meet. |

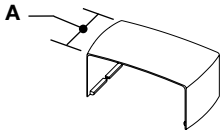


| Cat No. | A |
|---|---|
| PN03F06 | 1" (25mm) |
| PN05F06 | 1" (25mm) |
| PN10F06 | 1" (25mm) |

| Catalog No./Item | Description/Specifications |
|---|---|
| **PN03F11** <br> **PN05F11** <br> **PN10F11** | **90° Flat Elbow** – Makes right angle turns on same surface. 1" (25mm) bend radius. |

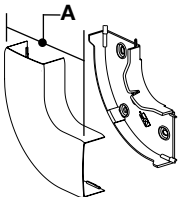


| Cat No. | A |
|---|---|
| PN03F11 | 2 11/16" (68mm) |
| PN05F11 | 2 15/16" (75mm) |
| PN10F11 | 3 11/16" (94mm) |

| Catalog No./Item | Description/Specifications |
|---|---|
| **PN03F15** <br> **PN05F15** <br> **PN10F15** | **Tee** – Branches raceway at right angles on the same surface. 1" (25mm) bend radius. |

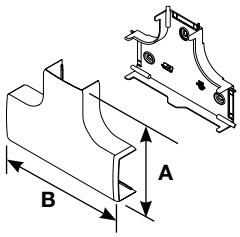


| Cat No. | A | B |
|---|---|---|
| PN03F15 | 2 11/16" (68mm) | 4 5/16" (110mm) |
| PN05F15 | 2 15/16" (75mm) | 4 3/4" (121mm) |
| PN10F15 | 3 11/16" (94mm) | 5 5/16" (135mm) |

**NOTE: Add -"WH" suffix for White finish, -"FW" for Fog White finish, or -"V" for Ivory finish.**

| Catalog No./Item | Description/Specifications |
|---|---|
| **PN03F17** <br> **PN05F17** <br> **PN10F17** | **Internal Elbow** – Makes right angle turns around internal corners. 1" (25mm) bend radius. |

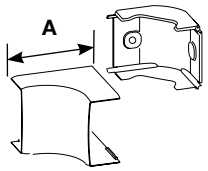


| Cat No. | A |
|---|---|
| PN03F17 | 2 1/8" (54mm) |
| PN05F17 | 2 1/8" (54mm) |
| PN10F17 | 2 1/8" (54mm) |

| Catalog No./Item | Description/Specifications |
|---|---|
| **PN03F18** <br> **PN05F18** <br> **PN10F18** | **External Elbow** – Makes right angle turns around external corners. |

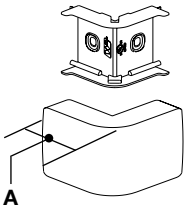


| Cat No. | A |
|---|---|
| PN03F18 | 1 5/8" (41mm) |
| PN05F18 | 1 5/8" (41mm) |
| PN10F18 | 1 5/8" (41mm) |

| Catalog No./Item | Description/Specifications |
|---|---|
| **PN03F19** <br> **PN05F19** <br> **PN10F19** | **90° External Elbow** – Makes right angle turns around external corners. 1" (25mm) bend radius. |

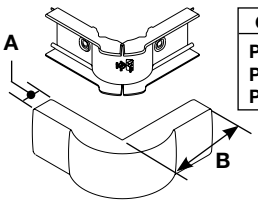


| Cat No. | A | B |
|---|---|---|
| PN03F19 | 15/16" (23.8mm) | 3 1/8" (79mm) |
| PN05F19 | 1 3/16" (30mm) | 3 1/8" (79mm) |
| PN10F19 | 1 3/16" (30mm) | 3 3/8" (116mm) |

## Eclipse Series PN03, PN05, and PN10 Surface Nonmetallic Raceway Fittings

| Catalog No./Item | Description/Specifications |
|---|---|
| **PN03F20**<br>**PN05F20**<br>**PN10F20** | **Blank End Fitting** – Closes off open end of raceway. |

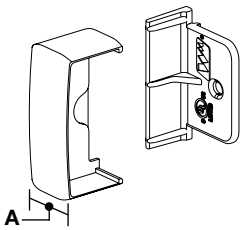


| Cat No. | A |
|---|---|
| **PN03F20** | 11/16" (17.5mm) |
| **PN05F20** | 11/16" (17.5mm) |
| **PN10F20** | 11/16" (17.5mm) |

| Catalog No./Item | Description/Specifications |
|---|---|
| **PN153R** | **Reducer Adapter** – Connects PN03 or PN05 Series Raceway to PN10 Series Raceway. Use with a PN10F15 Tee Fitting. |

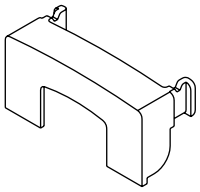

| Catalog No./Item | Description/Specifications |
|---|---|
| **PN05F86**<br>**PN10F86** | **Drop Ceiling Connector** – Connects cables from ceiling into PN03, PN05 or PN10 Series Raceway. Includes PN153R Reducer Adapter for use with PN03 Series Raceway. |

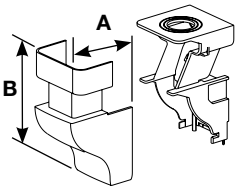


| Cat No. | A | B |
|---|---|---|
| **PN05F86** | 1 15/16" (49mm) | 4 3/8" (111mm) |
| **PN10F86** | 2 1/2" (64mm) | 4 3/8" (111mm) |

| Catalog No./Item | Description/Specifications |
|---|---|
| **PN10F21** | **Entrance End fitting** – Connects 1/2" and 3/4" trade size conduit or armored cable with PN03, PN05 and PN10 Series Raceway. Includes PN153R Reducer Adapter for use with PN03 and PN05 Series Raceway. |

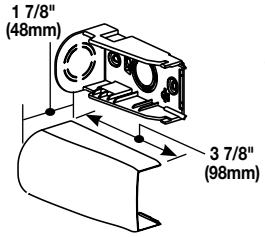


**NOTE: Add -"WH" suffix for White finish, -"FW" for Fog White finish, or -"V" for Ivory finish.**

## Eclipse Series PN03, PN05, and PN10 Series Device Boxes

| Catalog No./Item | Description/Specifications |
|---|---|
| **PSB1** | **One-Gang Power Box** – Accepts all standard single-gang NEMA face-plates. Concentric twist-outs on all four sides for PN03, PN05, and PN10 Series Raceway. |

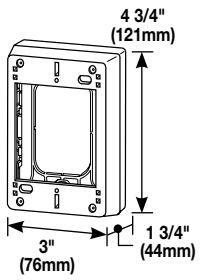


| Catalog No./Item | Description/Specifications |
|---|---|
| **PSB2** | **Two-Gang Device Box** – Accepts all standard two-gang NEMA faceplates. Concentric twist-outs on all four sides for PN03, PN05, and PN10 Series Raceway. |

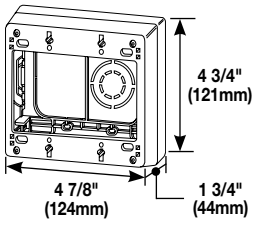


| Catalog No./Item | Description/Specifications |
|---|---|
| **PSB3** | **Three-Gang Device Box** – Accepts all standard three-gang NEMA faceplates. Concentric twist-outs on all four sides for PN03, PN05, and PN10 Series Raceway. Designed for use with Ortronics® Wi-Jack™ Wireless Access Point. |

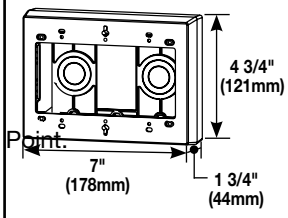


**NOTE: Add -"WH" suffix for White finish, -"FW" for Fog White finish, or -"V" for Ivory finish.**

## Eclipse Series PN03, PN05, and PN10 Communication Boxes

| Catalog No./Item | Description/Specifications |
|---|---|
| **PBB2S2** 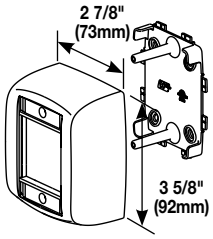  | **Bezel Box** – Surface mount box for use with Eclipse Series Raceway or standalone application. Accepts two front-loaded outward facing devices including Ortronics® Series II devices |
| **PBB4TJ** 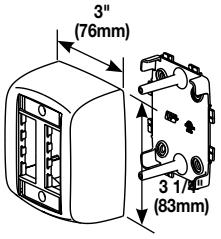  | **Bezel Box** – Surface mount box for use with Eclipse Series Raceway or standalone application. Accepts four front-loaded outward facing devices including Ortronics® TracJack devices. |
| **PDB1S2** 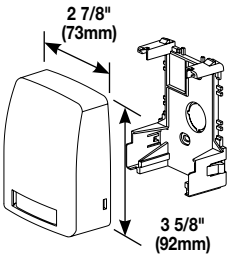  | **Small Data Box** – Surface mount box for use with Eclipse Series Raceway or standalone application. Accepts one front-loaded downward facing device including Ortronics® Series II devices. |
| **PDB1CM** 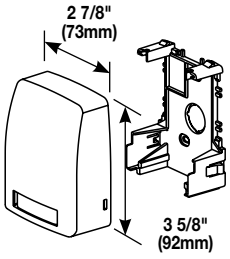  | **Small Data Box** – Surface mount box for use with Eclipse Series Raceway or standalone application. Accepts one front-loaded downward facing device including Pass & Seymour® Activate Series inserts and Wiremold Open System communication modules. |

| Catalog No./Item | Description/Specifications |
|---|---|
| **PDB2CM** 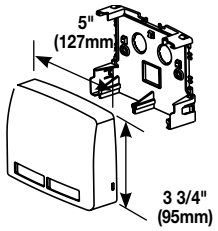  | **Large Data Box** – Surface mount box for use with Eclipse Series Raceway or standalone application. Accepts two front-loaded downward facing devices including Pass & Seymour® Activate Series inserts and Wiremold Open System communication modules. |
| **PDB2S2** 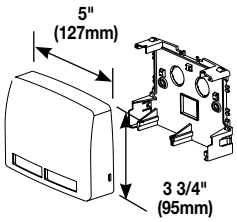  | **Large Data Box** – Surface mount box for use with Eclipse Series Raceway or standalone application. Accepts two front-loaded downward facing devices including Ortronics® Series II devices. |
| **PDB2TJ** 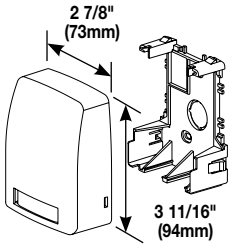  | **Small Data Box** – Surface mount box for use with Eclipse Series Raceway or standalone application. Accepts two front-loaded downward facing devices including Ortronics® TracJack devices. |
| **PDB4TJ** 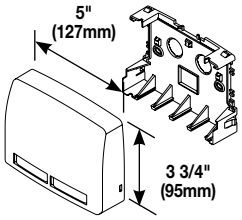  | **Large Data Box** – Surface mount box for use with Eclipse Series Raceway or standalone application. Accepts four front-loaded downward facing devices including Ortronics® TracJack devices. |

**NOTE: Add -"WH" suffix for White finish, -"FW" for Fog White finish, or -"V" for Ivory finish.**

## NOTES

## NOTES

## NOTES

**NOTE: All brand and product names referenced in this document are registered trademarks or trademarks of their respective holders.**

**NOTE:** The paper used to print this document is an environmentally responsible paper with 10% post consumer waste, with FSC and SFI Chain of Custody certifications, Lacey Act complaint. 100% of the electricity used to manufacture Flo sheets is generated with Green-e certified renewable energy.


**Electrical Wiring Systems**

60 Woodlawn Street
West Hartford, CT 06110
Phone: 1.877.BY.LEGRAND (295-3472)
www.legrand.us

570 Applewood Crescent
Vaughan, Ontario L4K 4B4
Phone:905.738.9195
www.legrand.ca



**ED1099R12 – Updated October 2016 – For latest specs visit www.legrand.us/wiremold**



© Copyright 2016 Legrand All Rights Reserved