legrand®

WIREMOLD®

Steel Raceway Systems

Two-Piece Stainless Steel Surface Raceway

In response to market demand, **Wiremold®** also offers our versatile 4000® Series Raceway in stainless steel. The unique combination of strength and beauty not only makes stainless steel raceway highly functional, but also an attractive design element.

Ideal for installations where atmospheric corrosives or acidic cleaning solvents make rust a particular concern, S4000 Series Raceway provides all the benefits of the industry-standard Steel 4000 Series Raceway. The smooth brushed finish provides a sleek, polished look to compliment contemporary, upscale applications.



Stainless steel raceway combines strength and beauty. Pre-cut covers are available in various lengths.

FEATURES & BENEFITS

- **4050 Nonmetallic Device Plates.** Overlapping design covers seams. The gray or ivory plastic mounting plates accept a wide variety of device configurations.
- **Datacom connectivity options.** Accepts industry standard and proprietary devices from a wide range of manufacturers to provide a seamless and aesthetically pleasing interface for voice, data, audio, and video applications at the point of use.
- **Stainless steel cover and base with brushed finish.** S4000 Raceway is formed from type 304 stainless steel – with a #4 brush finish, providing a polished, high tech look to compliment other design elements selected.
- **Tough, corrosion resistant surface.** Stainless steel offers durable protection in laboratories, hospitals or food processing areas where corrosive solvents, acid splashes or scalding is a concern.
- **Shares components with Wiremold 4000 Steel Raceway Series.** S4000 base and cover, and steel 4000 Series are made in the same gauge (.050" [1.25mm] base and .040" [.25mm] cover) and use the same divider, divider clips, and couplings.
- **Labor saving pre-cut covers and bases.** Minimizes field cutting and offers flexibility in outlet centers without cutting covers.
- **UL Listed; CSA Certified.** Raceway file E4376, Fittings file E41751, CSA; Raceway file LR-350, Fittings file LR-48952.
- **UL5 and ADA compliant.** Raceway and fittings meet UL5 specifications and can be installed in conformance with ADA requirements.

S4000 Series Raceway System Layout

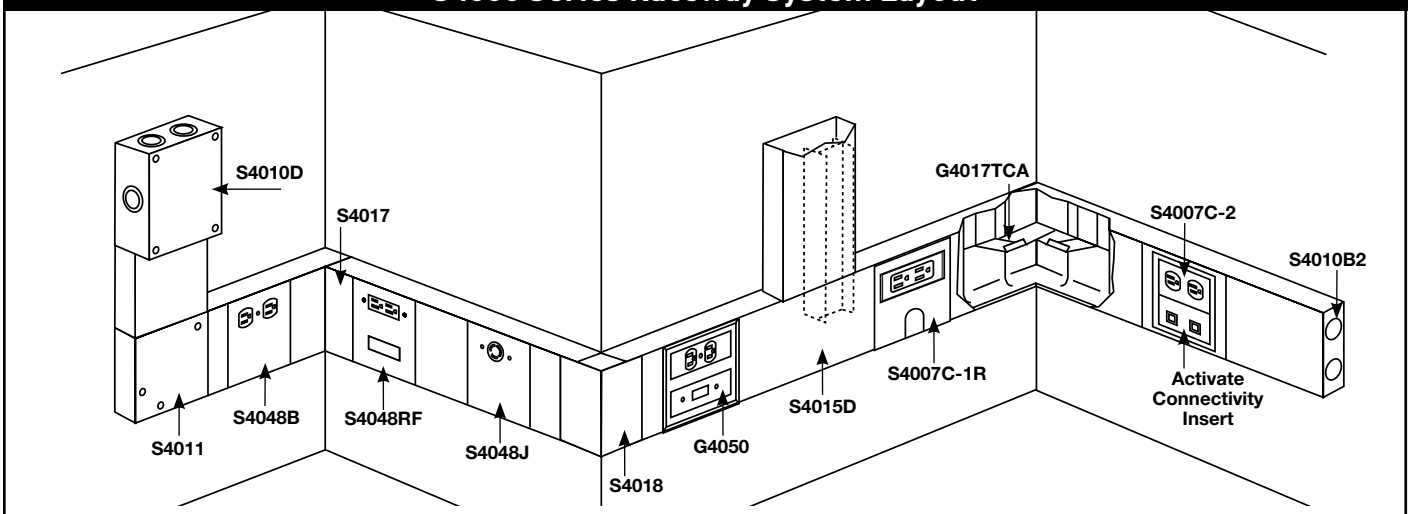

NOTE: Illustration is for showing product applications only.

S4000 Series Raceway System Layout

S4000 Raceway Wire Fill Capacities for Power

WIRE SIZE THHN/THWN	O.D. Inches	O.D. [mm]	NUMBER OF CONDUCTORS (40% FILL) WITHOUT DEVICES UNDIV.	WITHOUT DEVICES DIVIDED	WITH DUPLEX RECT. DEVICES 1.59 IN² [1025mm²] UNDIV.	WITH DUPLEX RECT. DEVICES 1.59 IN² [1025mm²] DIVIDED	WITH SURGE/ GFCI DEVICES 2.30 IN² [1485mm²] UNDIV.	WITH SURGE/ GFCI DEVICES 2.30 IN² [1485mm²] DIVIDED	LARGE SINGLE RECEPTACLES 3.00 IN² [1935mm²] UNDIV.	LARGE SINGLE RECEPTACLES 3.00 IN² [1935mm²] DIVIDED
14 AWG	0.111	[2.8]	296	127	165	78	107	49	49	20
12 AWG	0.130	[3.3]	216	93	120	57	78	36	36	15
10 AWG	0.164	[4.2]	136	58	76	36	49	22	22	9
8 AWG	0.216	[5.5]	78	33	43	20	28	13	13	5
6 AWG	0.254	[6.5]	56	24	31	15	20	9	9	3
4 AWG	0.324	[8.2]	34	15	0	0	0	0	0	0
3 AWG	0.352	[8.9]	29	12	0	0	0	0	0	0
2 AWG	0.384	[9.8]	24	10	0	0	0	0	0	0

*** For additional information, refer to Technical Section of the current version of ED1560 (Catalog).**

S4000 Raceway Wire Fill Capacities for Data/Communications

CABLE TYPE	CATEGORY / DESIGNATION	O.D. Inches	O.D. [mm]	DIVIDED 20% FILL*	DIVIDED 40% FILL**	UNDIVIDED 20% FILL*	UNDIVIDED 40% FILL**
UNSHIELDED TWISTED PAIR	4-pair, 24 AWG Cat 3	0.190	[4.8]	24	49	50	101
	4-pair, 24 AWG Cat 5e	0.210	[5.3]	20	40	41	83
	4-pair, 24 AWG Cat 6	0.250	[6.3]	14	28	29	58
TELEPHONE	2-pair, 24 AWG	0.140	[3.6]	45	90	93	187
	3-pair, 24 AWG	0.150	[3.8]	39	79	81	163
	4-pair, 24 AWG	0.190	[4.8]	24	49	50	101
	25-pair, 24 AWG	0.410	[10.4]	5	10	10	21
COAXIAL	RG58/U	0.195	[5.0]	23	46	48	96
	RG59/U	0.242	[6.1]	15	30	31	62
	RG62/U	0.242	[6.1]	15	30	31	62
	RG6/U	0.270	[6.9]	12	24	25	50
TWINAXIAL	100 Ohm	0.330	[8.4]	8	16	16	33
SHIELDED TWISTED PAIR	TYPE 1	0.390	[9.9]	5	11	12	24
	TYPE 2	0.465	[11.8]	4	8	8	16
	TYPE 3	0.245	[6.2]	14	29	30	61
FIBER	Mini ZipCord	0.079 x 0.157	[2 x 4]	56	112	116	232
	ZipCord	0.118 x 0.236	[3 x 6]	25	50	51	103
	Round 4 Strand Fiber	0.187	[4.8]	25	51	52	104

*** 20% cable fill is calculated to approximate reduction in cable capacity due to connectors mounted within raceway and fittings that may restrict cross sectional area.**
**** 40% cable fill is the maximum designed cable fill based on a proposed revision to TIA/EIA 569-A.**

S4000 Stainless Steel Raceway Ordering Information

Catalog No./Item	Description/Specifications
S4000B 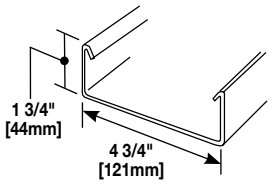	**Stainless Steel Base** – 1 3/4" x 4 3/4" x 10' [44mm x 121mm x 3.05m]. Base has two .260" [7mm] dia. KOs 12" [3.05m] from each end and on centers of approximately 24" [610mm] throughout. Base may be divided (field installed).
S4000BSP	**Stainless Steel Base** – Customer specified maximum length is 10' [3.05mm]. Base has two .260" [7mm] dia.KOs on centers of approximately 24" [610mm] throughout. Base may be divided (field installed).

Stainless Steel Covers for S4000 Raceway

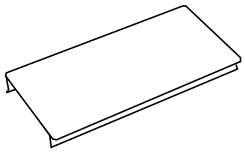

S4000C	**5' [1.525m] Cover –** 5' [1.525m] lengths.
S4000C075	**7 1/2" [191mm] Cover –** For mounting 4 1/2" [115mm] device plates on 12" [305mm] centers.
S4000C135	**13 1/2" [343mm] Cover –** For mounting 4 1/2" [115mm] device plates on 18" [274mm] centers.
S4000C090	**9" [229mm] Cover –** For mounting 9" [229mm] device plates on 18" [274mm] centers.
S4000C195	**19 1/2" [456mm] Cover –** For mounting 4 1/2" [115mm] device plates on 24" [610mm] centers.
S4000C150	**15" [343mm] Cover –** For mounting 9" [229mm] device plates on 24" [610mm] centers.
S4000315	**31 1/2" [800mm] Cover –** For mounting 4 1/2" [115mm] device plates on 36" [915mm] centers.
S4000C270	**27" [686mm] Cover –** For mounting 9" [229mm] device plates on 36" [915mm] centers.
S4000C435	**43 1/2" [1106mm] Cover –** For mounting 4 1/2" [115mm] device plates on 48" [1220mm] centers.
S4000C390	**39" [991mm] Cover –** For mounting 9" [229mm] device plates on 48" [1220mm] centers.
S4000CSP	**Custom Cover –** Pre-cut lengths to customer specifications. Maximum length is 5' [1.525m].

Catalog No./Item	Description/Specifications
G4000D 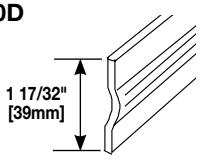	**Divider –** 0.040mm galvanized steel. Packed ten 5' [1.525m] lengths 50' [15.24m] per carton. **4001DA Divider Clips are required to hold divider in place.**
4001DA 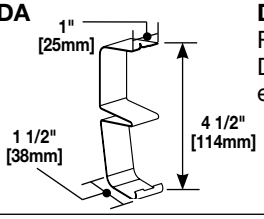	**Divider Clip (Plated)** – Required for holding G4000D Divider in place. Use one every 2 1/2' [.762m].
4001A 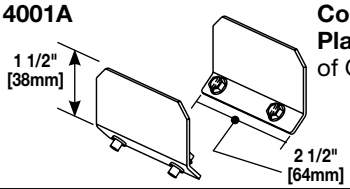	**Coupling (Galvanized Steel Plated)** – For joining lengths of G4000B. Sold in pairs.
S4010B 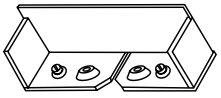	**Blank End Fittings** – For closing open end of S4000 Base. Use where no end feeding is required.
S4010B1 	**Blank End Fittings** – For closing open end of undivided S4000 Base where one end feed is required. Includes one 1/2" – 3/4" trade size KO.
S4010B2 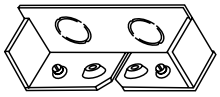	**Blank End Fittings** – For closing open end of S4000 Base where end feeds are required. Includes two 1/2" – 3/4" trade size KOs.
S4010D 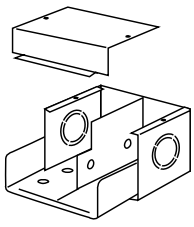	**Entrance End Fitting** – Has concentric 1/2" and 3/4" trade size KOs on end, sides and bottom. Use punch kit for trade size up to 1 1/4". Removable divider furnished. Two No.10-32 ground terminals provided.
G6008A 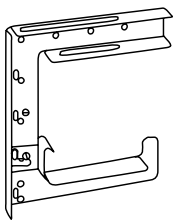	**C-Hanger** – For suspending S4000 Raceway from structural ceiling. Designed for use with 3/8" [9.5mm] rod. Hangers should be installed no more than 5' [1.525m] apart along raceway run. Can be bolted back-to-back for dual runs of 4000.

S4000 Stainless Steel Raceway Ordering Information (continued)

Catalog No./Item	Description/Specifications
S4011 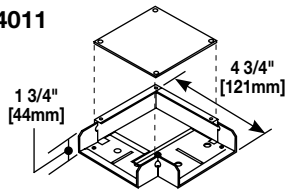	**Flat Elbow** – For right angle turns on the same surface. No couplings required for installation.
S4014A 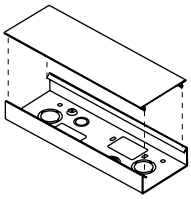	**Wall Box Connector** – Base has two concentric 3/4" and 1/2" trade size KOs, two concentric 1 1/4" [32mm] and 1" [25mm] KOs and two rectangular 2 9/16" x 1 11/16" [65mm x 43mm] KOs. Two No. 10-32 ground terminals provided. Complete with cover.
S4015 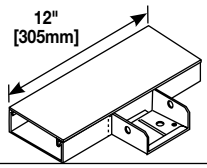	**Tee** – For branches at right angles on same surface in undivided raceway. Join to raceway with 4001A Couplings (not furnished).
S4015D 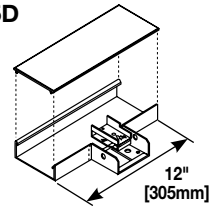	**Divided Tee** – For branches at right angles on same surface in divided raceway. Join to race way with two 4001A Couplings (not furnished).

Catalog No./Item	Description/Specifications
S4017 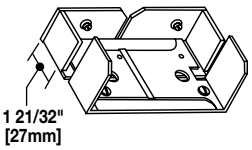	**Internal Elbow** – For 90° internal corners. No couplings required.
S4018 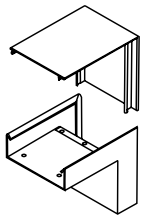	**External Elbow** – For 90° external corners. Couple to raceway with 4001A Couplings (not furnished).
G4017TCA 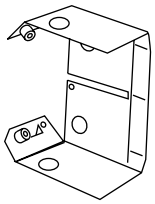	**Internal Corner Coupling (Plated)** – For making an internal corner while continuing run in a straight line. May be used with or without divider. Fiber bushing furnished. If used as an internal elbow only, S4010BO blank end fitting is required.

Datacom Endplates Ordering Information

Catalog No./Item	Description/Specifications
CM-EPLA 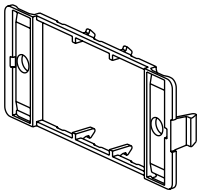	**End Plates** – Includes two outlet identification labels with clear covers and two matching screw covers. Required for mounting Pass & Seymour Activate™ and Wiremold Open System communication modules into 4050 Series device brackets.

Catalog No./Item	Description/Specifications
S2-EPL* 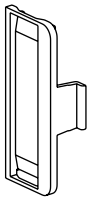	**End Plates** – Includes two outlet identification labels with clear covers and two matching screw covers. Required for mounting Ortronics® Series II modules into 4050 Series device brackets.

A full range of fittings are available for fast and easy installations.



Choose from the assortment of standard device plates or design your own.



S4000 Stainless Steel Device Plates Ordering Information

Catalog No./Item	Description/Specifications
S4007C-1 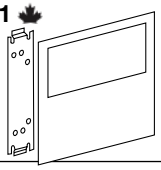	**One-Gang Device Cover** – For horizontal mounting of standard single-gang devices. Use with commercially available faceplate (not furnished).
S4007C-1R 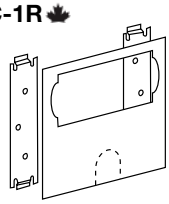	**Single Device Fitting** – For horizontal mounting of Surge Protection Receptacles in S4000 divided or undivided. Also accepts most manufacturers' GFCI large twistlock and rectangular faced single-gang wiring devices. Use with commercially available faceplate (not furnished).
S4007C-2 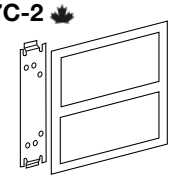	**Two-Gang Device Cover** – For horizontal mounting of two devices. Use with commercially available two-gang faceplate (not furnished).
S4046DRJ 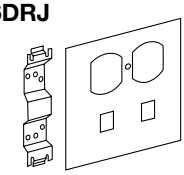	**Duplex Receptacle & Telephone Outlet** – For installing one duplex receptacle and two RJ11/45 type telephone connectors. Complete with necessary bridges. Accepts 106 Frame.
S4046RRJ 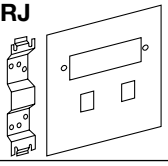	**Rectangular Receptacles & Telephone Outlets** – For installing one decorator style device and two keystone RJ11/45 type data/ telephone connectors. Includes bridges.
S4046B-2 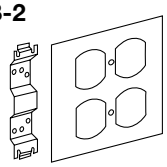	**Double Duplex Receptacle Cover** – For installing two duplex style receptacles. Includes bridges. Accepts 106 Frame.
S4046DRJ-2 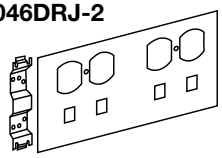	**Double In-Line Duplex and Telephone Outlets** – For installing two duplex style receptacles and four keystone RJ11/RJ45 connectors. Includes bridges. Accepts 106 Frame.
S4046ARJ 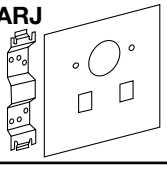	**Single Receptacle and Telephone Outlets (1.4" [35mm] Diameter)** – For installing one simplex style receptacle and two keystone RJ11/45 Type data/telephone connectors. Includes bridges.

Catalog No./Item	Description/Specifications
S4046JRJ 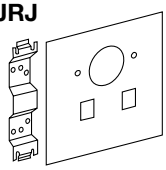	**Single Receptacle and Telephone Outlets (1.6" [40mm] Diameter)** – For installing one simplex style receptacle and two keystone RJ11/45Type data/telephone connectors. Includes bridges.
S4048B 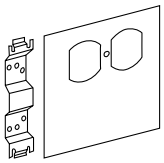	**Duplex Receptacle Cover** – For installing one duplex receptacle cover. Includes bridges. Accepts 106 Frame.
S4048BF 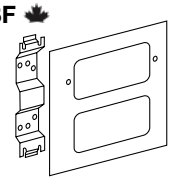	**Duplex Receptacle and Activate MFB** – For installation of duplex style device and modular furniture bezel for data/communications.
S4048R 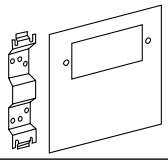	**Rectangular Receptacle Cover** – For installing one rectangular device. Includes bridges.
S4048RF 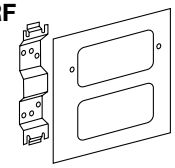	**Rectangular Receptacles and Activate MFB** – For installation of rectangular style device and modular furniture bezel for data/communications.
V4050 **G4050** 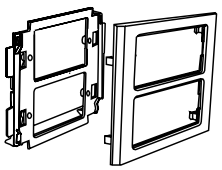	**Nonmetallic Device Mounting Bracket** – For mounting power and communication devices. Trim plate overlaps raceway cover providing a seamless transition between cover fittings. For use with: 5507 Series Faceplates, Ortronics® TracJack & Series II Modules, Pass & Seymour Activate Series Inserts and Wiremold Open System Communication Modules.
S4086A 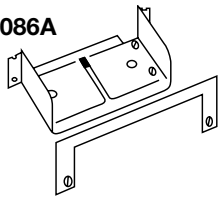	**Panel Connector** – To connect S4000 with surface type panel boxes. Accommodates maximum wire capacity of S4000 System. Separate C-shaped flange fits around raceway, covering any irregularities from cutting into box. Cut 4 3/4" x 1 3/4" [121mm x 44mm] hole in panel box.

I M P O R T A N T !

If your needs differ from these shown, simply design your own using the custom design fax form (shown on page 8).

For Canadian installations add the prefix "C" to the catalog number.

5507 Series Faceplates Ordering Information

Catalog No./Item	Description/Specifications
5507AD* 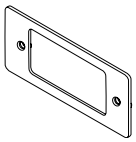	**Modular Furniture Adapter** – For mounting modular furniture adapters.
5507B* 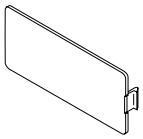	**Blank Faceplate** – For covering unused compartments in the device bracket.
5507D* 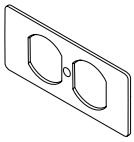	**Duplex Faceplate** – For covering duplex style devices. Accepts 106 Frame.
5507R* 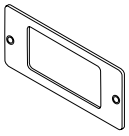	**Rectangular Faceplate** – For covering rectangular style devices.
5507S* 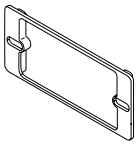	**Rectangular Spacer** – For mounting commercial device plates. Installs between the device bracket and a device.
5507SW* 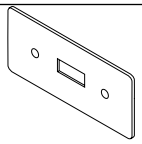	**Switch Faceplate** – For covering standard toggle switches.
5507T1* 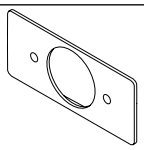	**Single Receptacle Faceplate** – For covering single receptacles – 1.59" [40.4mm] diameter.
5507T2* 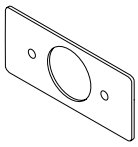	**Single Receptacle Faceplate** – For covering single receptacles – 1.41" [35.8mm] diameter.

Catalog No./Item	Description/Specifications
5507RJ* 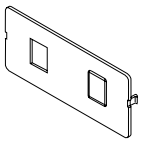	**Dual RJ11/RJ45 Connector Faceplate** – For mounting one or two keystone RJ type connectors – has one opening and a KO for the other.
5507FRJ* 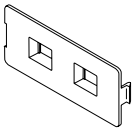	**Flush Dual RJ11/RJ45 Faceplate** – Same as 5507RJ except the connectors are recessed to provide a flush installation.
5507-4TJ* 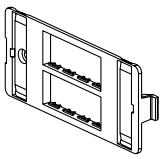	**Ortronics® Faceplate** – For mounting Ortronics datacom inserts. Accepts four TracJack Devices.
5507-6TJ* 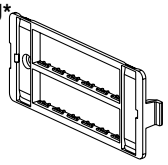	**Ortronics® Faceplate** – For mounting Ortronics datacom inserts. Accepts six TracJack Devices.

NOTE: All faceplates are 4 1/4" long x 1 11/16" wide [108mm x 43mm].
*** Add "G" suffix to indicate gray finish.**
Not for use with 4048BF and 4048RF Device Covers.

Custom Design Fax Form

S4000 Stainless Steel Raceway
Made to Order Device Plates

Name:_____ Date: _____

Telephone: ( ) _____ Fax: ( ) _____

Job Name: _____

A variety of punched openings are offered to accommodate the most sophisticated wiring applications.

1. Select the punched device opening.
2. Write letter on right hand column of chart.
3. Enter quantity.

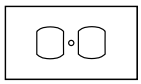

D Standard Duplex Receptacle

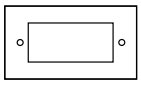

R Decorator Style Duplex Receptacle

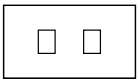

RJ Two keystone RJ11/45 Telephone Connector Openings

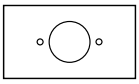

A Single Receptacle (1.4" [35.6mm] Dia.)

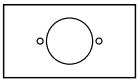

J Single Receptacle (1.6" [40.6mm] Dia.)

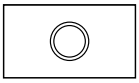

K One 1/2" [12.7mm] – 3/4" [19.1mm] KO with 1/2" [12.7mm] I.D. Grommet

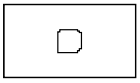

M One IBM style connector

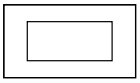

F One Activate Modular Furniture Bezel

4 1/2" [114mm] Device Plates

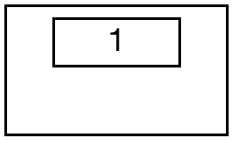

QTY.	1

Qty.	1	2

9" [229mm] Device Plates

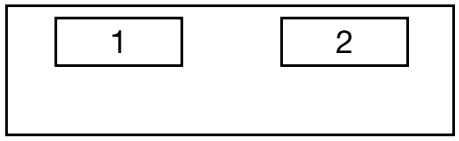

QTY.	1	2

QTY.	1	2	3	4

NOTE: Necessary device brackets are supplied with device plates.

NOTES

Electrical Wiring Systems
60 Woodlawn Street
West Hartford, CT 06110
Phone: 1.877.BY.LEGRAND (295-3472)
www.legrand.us

Phone:905.738.9195
www.legrand.ca

ED417R9 ▯ Updated February 2021 ▯ For latest specs visit www.legrand.us/wiremold

© Copyright 2021 Legrand All Rights Reserved